



DOI: 10.31643/2020/6445.20
UDC 669.85/.86: 553.3/.4(574)
IRSTI 53.37.35



<https://creativecommons.org/licenses/by-nc-nd/3.0/>

Obtaining of ferrosilicon from technogenic magnetite concentrate

¹Shevko V.M., ²Kaskin P. V., ^{1*}Badikova A.D., ¹Amanov D.D.

¹M. Auezov South Kazakhstan State university, Shymkent, Kazakhstan

²Iron Concentrate Company LLP, Balkhash, Kazakhstan

*Corresponding author e-mail: sunstroke_91@mail.ru

Received: 29 May 2020 / Peer reviewed: 08 June 2020 / Accepted: 11 June 2020

Abstract. The article presents the results of studies on the production of ferrosilicon from iron ore (magnetite) concentrate and quartzite. The studies were carried out by thermodynamic simulation using the HSC-5.1 software package, based on the principle of Gibbs minimum energy and electric smelting of the concentrate together with coke and quartzite in a single-electrode arc furnace. Based on the studies, it was found that, under equilibrium conditions, the interaction of magnetite concentrate with silicon oxide (IV) and carbon is accompanied by the formation of FeSi (> 1200 °C), Fe₃Si (> 1100 °C), FeSi₂ (> 500 °C), Zn₉ (> 800 °C) Pb₉ (> 1200 °C); the degree of silicon extraction into the ferroalloy depends on the ratio in the SiO₂ / Fe₃O₄ mixture, decreasing from 85.6 to 66.1 (for example, at 1700°C) with an increase in the SiO₂ / Fe₃O₄ ratio from 0.42 to 1.25. When melting a mixture containing 70% concentrate, 11% quartzite, 19% coke, a ferroalloy containing 15-18% Si. The resulting ferroalloys are graded from FeSi15 to FeSi45.

Keywords: magnetite concentrate, quartzite, coke, thermodynamic modeling, electric melting, ferrosilicon.

Information about authors:

Shevko Viktor Mikhailovich - doctor of technical sciences, professor, head of department of Metallurgy of M.Auezov South Kazakhstan State University. Shymkent, Kazakhstan ORCID ID: 0000-0002-9814-6248. E-mail: shevkovm@mail.ru

Kaskin Platon Vladimirovich - engineer - expert, enriching engineer. General director of Iron Concentrate Company LLP. Balkhash, Kazakhstan ORCID ID: 0000-0001-7134-0609 E-mail: kaskinp@gmail.com

Badikova Alexandra Dmitrievna - master of engineering and technology, specialist junior researcher of M.Auezov South Kazakhstan State University. Shymkent, Kazakhstan ORCID ID: 0000-0003-0027-4258. E-mail: sunstroke_91@mail.ru

Amanov Daniel Daniarovich - master of Engineering, Junior Researcher, M. Auezov South Kazakhstan State University. Shymkent, Kazakhstan. ID ORCID: 0000-0002-7379-1910. E-mail: loken666@mail.ru

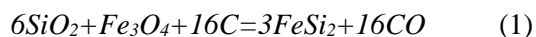
Introduction

Upon receipt of ferrosilicon, an obligatory component of the charge is iron shavings, the amount of which varies from 780 kg when smelting 1 ton of FS25 ferrosilicon to 250 kg when smelting FS75 ferrosilicon [1]. Now iron shavings are scarce material, the cost of which is 210-220 dollars per 1 ton [2]. It is possible to reduce the dependence of the production of silicon ferroalloys on scarce steel chips if another iron-containing material is used in

the technology. Research in this direction is carried out by several methods. Thus, proposals are known for replacing steel chips in the production of ferrosilicon with other types of iron-containing raw materials, such as ferruginous quartzite, scrap metal, iron ore, pellets of pyrite cinders, etc. [3-6, 15]. Processing plant wastes are important sources of various types of mineral raw materials [7]. For example, based on the fact that the tailings of the Balkhash ore dressing plant contain 17% Fe [8] at Iron Concentrate Company LLP [9] from the

flotation tailings of copper-containing Sayak and Shatytkol ores of the Balkhash ore dressing plant, iron-containing concentrate is obtained - magnetite concentrate containing 58 - 64% Fe. This concentrate can be used as a substitute for steel chips [10].

From a thermodynamic point of view, the reaction



more preferred than reaction



since it starts at 1392 °C, and the second when 1617 °C (table 1).

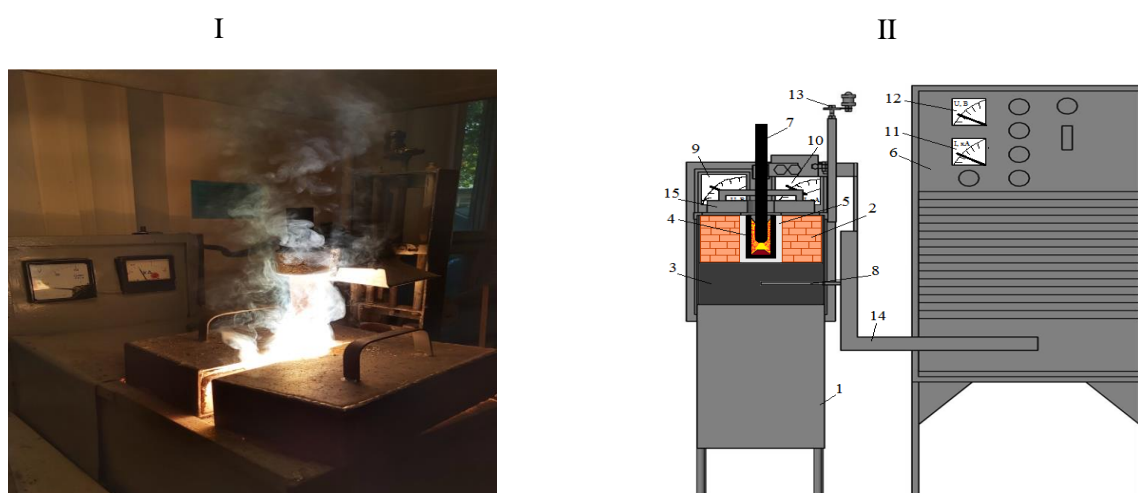
The aim of the work was to determine the possibility of obtaining a silicon alloy from magnetite concentrate, with the simultaneous extraction of lead and zinc from it.

Materials and methods

Table 1 Influence of temperature on ΔG (kJ / mol FeSi₂) *

Reaction number	Temperature, °C										
	1000	1100	1200	1300	1392	1400	1500	1600	1617	1700	1800
1	343,2	255,1	167,0	79,9	0,0	-7,1	-93,8	-180,3	-119,4	-263	-346,4
2	406,1	339,5	273,2	207,2	147,0	141,4	75,0	10,9	0,0	-53,4	-116,8

*- ΔG₀ calculation was performed using the software package HSC-5.1 [11]



1 - furnace casing, 2 - chromomagnesite lining, 3 - carbon graphite hearth, 4 - graphite crucible, 5 - carbon graphite "pad", 6 - transformer TDZhF-1002, 7 - graphite electrode, 8 - lower current lead, 9-12 - controlling ammeters and voltmeters, 13 - electrode movement mechanism, 14 - flexible part of the short network, 15 - furnace cover

I - general view; II - sketch of a furnace with knots

Figure 1 Single-electrode arc furnace

The constancy of the furnace power was supported by a terristor controller and the position of the electrodes in the crucible. The mass of the melted charge was 600-800g. The half-mass of the charge was initially loaded into the preheated crucible. Smelted it for 5-7 minutes. Then the remaining charge was loaded and melted in the furnace in three steps. When melting, the current strength was 400-450 A and voltage 20-30V. After melting, the crucible cooled in the furnace for 6-7 hours. Then it was removed from the furnace and cooled on a ceramic stand for another 4-5 hours, crashed. The content of the broken crucible was sorted into ferroalloy, slag. The concentration of silicon, aluminum, and iron in the alloy was determined by the atomic adsorption method on an AAS-1 device (Germany) using a JEOL JSM-6490LM scanning electron microscope (Japan). Using the pycnometric method, the density of the resulting alloy was determined. Then, by the density of the alloy, the silicon content in the alloy was determined [11]. The degree of extraction of metals in the ferroalloy was determined by the ratio of the mass of metal in the ferroalloy to the mass of metal in the charge. Iron ore (magnetite) concentrate of Iron Concentrate Company LLP (Balkhash), containing: - 85.9% Fe₃O₄, 9% SiO₂, 2% CaO, 1.4% Al₂O₃, MnO and K₂O at 0.3%, 0.2 % Na₂O, 0.4% MgO, 0.2% ZnO, 0.4% PbO; - coxic (86.5% C, 4.2% SiO₂, 1.5% CaO, 0.3% MgO, 1.9% Al₂O₃,

2.3% Fe₂O₃, 0.7% S, 1.2% H₂O, 1.4% other); - quartzite (97% SiO₂, 0.7% CaO, 0.7% Al₂O₃, 0.8% Fe₂O₃, 0.3% MgO, 0.2% H₂O, 0.3% other).

Research results

Thermodynamic modeling was carried out with two compositions of mixtures (table 2).

It follows from the figures that in the systems under consideration, the products of interaction are 2FeO * SiO₂ (from 500 to 1400 °C), CaSiO₃, Na₂SiO₃, K₂SiO₃ (from 500 to 1900 °C), FeSi (from 1200 to 1900 °C), Fe₃Si (from 1100 to 1900 °C), Fe₂Si (from 1500 to 1900 °C), SiO_g (from 1400 to 1900 °C), Fe (from 500 to 1900 °C), SiC (from 1500 to 1900 °C), Zn (from 800 to 1900 °C), Pb (from 1200 to 1900 °C).

Figures 2 and 3 show that at relatively low temperatures (500 - 760 °C), iron from Fe₃O₄ goes into 2FeO·SiO₂, and then (from 900 to 1300 °C) the iron completely goes into elemental. 2FeO·SiO₂ - fayalite in the system exists up to 900 °C, i.e. to its melting point (1178 °C) [1]. At temperatures above 1300 °C, silicon begins to recover, which in the presence of reduced iron forms a ferroalloy containing FeSi, Fe₃Si, Fe. A complete transition of silicon to the alloy from the first system does not occur due to the formation of more than 1600 °C gaseous SiO.

Table 2 The composition of the mixtures

№ Mixtures	The content in the mixture, kg										γ*
	Fe ₃ O ₄	SiO ₂	CaO	Al ₂ O ₃	MgO	Na ₂ O	K ₂ O	PbO	ZnO	C	
1	85,9	107,1	1,8	1,2	0,3	0,3	0,2	0,4	0,2	61	1,25
2	85,9	35,6	1,8	1,2	0,3	0,3	0,2	0,4	0,2	34	2,042

* γ- mass ratio SiO₂/Fe₃O₄

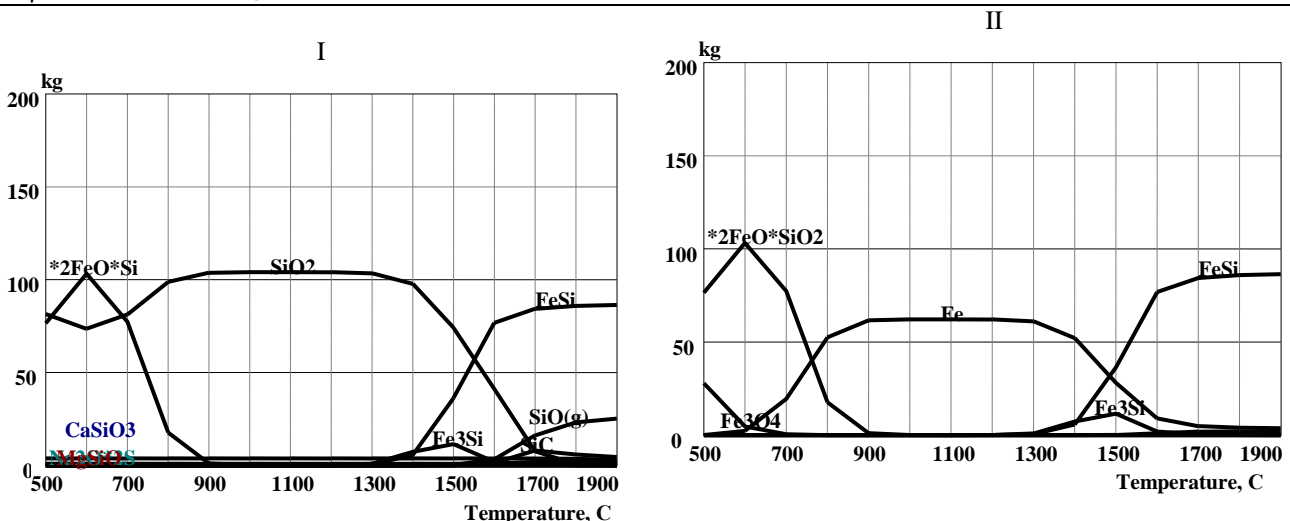


Figure 2 Effect of temperature on the quantitative distribution of silicon (I) and iron (II) in system № 1

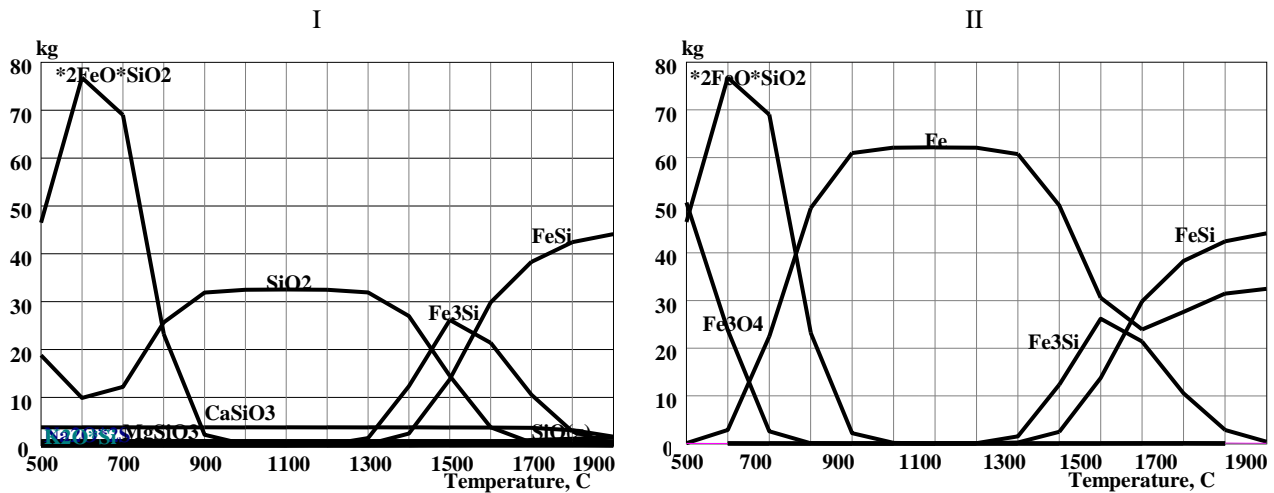
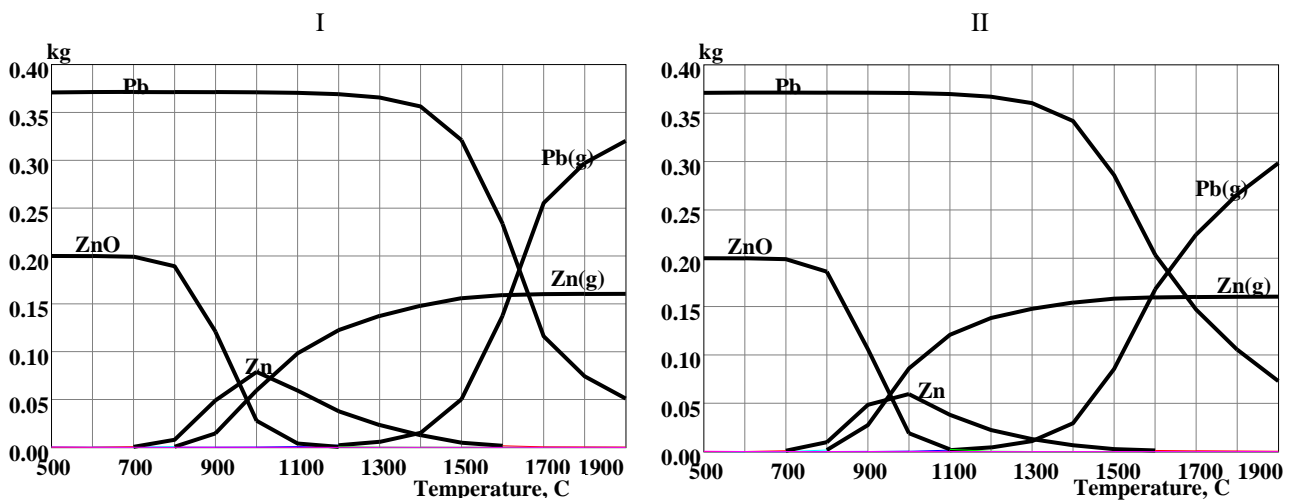
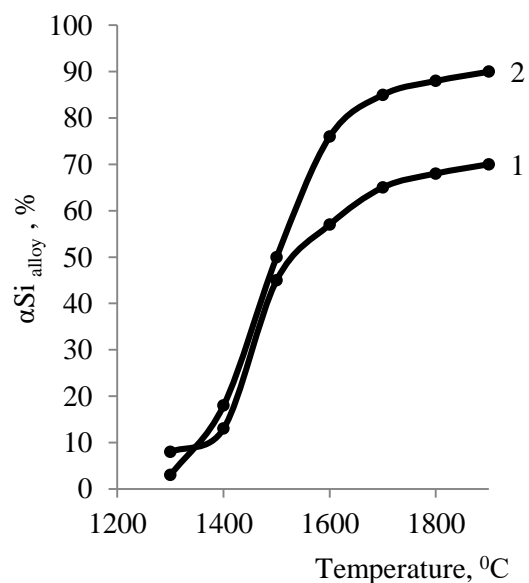


Figure 3 Effect of temperature on the quantitative distribution of silicon (I) and iron (II) in system № 2



I-mixture № 1, II-mixture № 2
Figure 4 Effect of temperature on the equilibrium distribution of zinc and lead

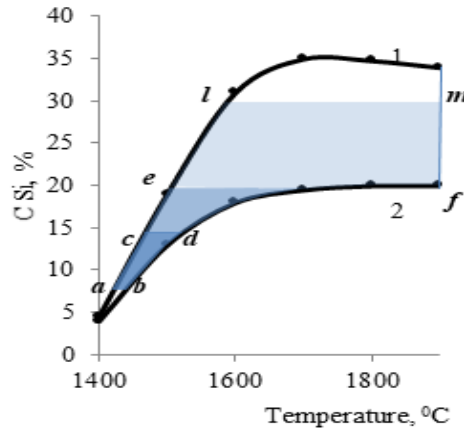
Figure 5 shows the effect of temperature on the equilibrium total degree of distribution of silicon in the alloy in the form $FeSi_2$, $FeSi$, Fe_3Si and SiC (αSi_{alloy}). It is seen that from the first mixture (at $\gamma = 1.25$) αSi_{alloy} is less than from the second (at $\gamma = 0.42$). This is due to the fact that when the first mixture is heated, a significant transition of silicon to gaseous SiO_g is observed (at 1700 °C -16.2%, and at 1900 °C -31.8%), while from the second system the degree of transition of silicon to SiO_g is, respectively 4.2% and 6.1%. From figure 6 it follows that the ferroalloy formed during heating of the first mixture contains more silicon than when heating the second. In accordance with [14], the conditions for the formation of vintage ferrosilicon can be determined from Figure 6. Vintage ferroalloy from magnetite concentrate can be obtained in the *almfb* region. So, in the *acdb* region (at 1400-1500 °C) ferrosilicon of the $FeSi_{10}$ brand is formed, and the *cefd* region (at 1470-1900 °C) - of the $FeSi_{15}$ brand, and in the *ebmf* region (at 1510-1900 °C) the $FeSi_{25}$ brand. The extraction of zinc and lead in the gas phase is shown in table 3.



1-mixture № 1, 2-mixture № 2
Figure 5 Effect of temperature and mixture composition on the equilibrium degree of silicon distribution

It can be seen that regardless of the composition of the initial mixtures $\alpha_{Zn_g} > \alpha_{Pb_g}$. Moreover, the complete distillation of zinc occurs at a temperature of more 1500 °C. High ($\geq 70\%$) distillation is observed at a temperature of more 1700 °C.

Before electrofusion, the magnetite concentrate was poured together with bentonite clay and liquid glass, then granules (4-7 mm) were dried at 120 °C coke and quartzite were used with a 3-5 mm fraction.



1-mixture № 1, 2-mixture № 2

Figure 6 Effect of temperature and composition of the mixture on the concentration of silicon in the alloy

Table 3 Effect of temperature on the degree of formation of gaseous zinc and lead (α_{Zn_g} , α_{Pb_g})

№ mixture	Metal	Temperature, °C								
		1100	1200	1300	1400	1500	1600	1700	1800	1900
1	Zn	75,6	86,2	92,5	96,2	98,8	99,4	99,9	99,9	99,9
	Pb	0,4	1,2	3,1	8,1	23,7	46,7	62,2	73,9	82,8
2	Zn	61,4	76,2	85,6	92,5	97,5	99,4	99,9	99,9	99,9
	Pb	0,2	0,6	1,6	4,1	14,2	38,4	70,8	82,5	88,9

Table 4 The composition of the charges for melting magnetite concentrate

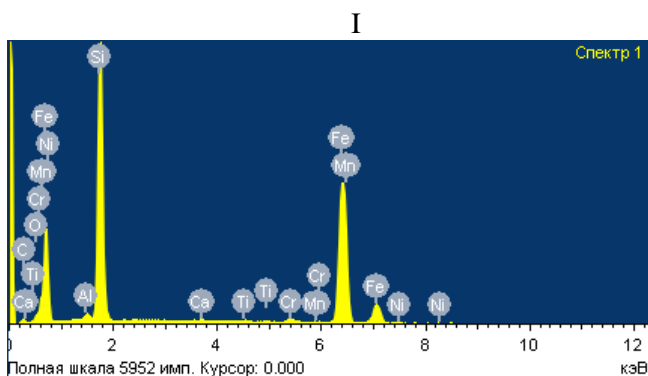
№ Charge	Content, %			The predicted Si content in the alloy, %
	Concentrate	Quartzite	Coke	
1	37,5	37,5	25,0	45
2	59,0	22,0	21,0	25
3	70,0	11,0	19,00	15

We carried out electric melting of granular magnetite concentrate together with coke and quartzite. The mixture was compiled on the basis of obtaining 15%, 25%, 45% silicon in the alloy (the composition of the mixture is given in table 4).

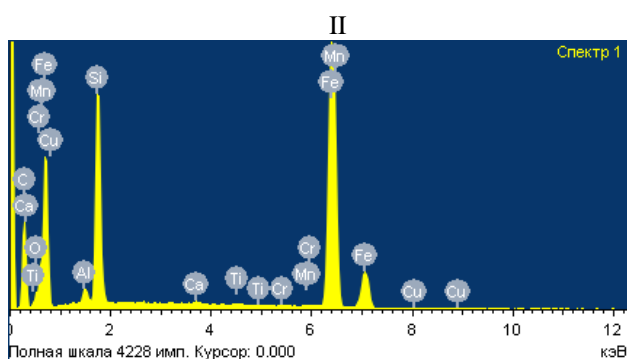
Using the pycnometric method (according to the density of the ferroalloy), it was found that the silicon content in the ferroalloy obtained from the first charge was 29-41%, from the second 21-26%, for the third - 15-18%. In accordance with [13] obtained ferroalloys corresponds to ferrosilicon grades FeSi15 and FeSi45. Figure 7 shows a photograph of the alloy, and Figure 8 shows the results of electron microscopic analysis of the surface of ferroalloys.



Figure 7 Photograph of a sample of ferroalloy, obtained from the mixture of the first composition



Element	Weight, %	Element	Weight, %
Al	0,77	Cr	0,78
Si	32,87	Mn	0,18
Ca	0,12	Fe	64,44
Ti	0,29	Ni	0,55



Element	Weight, %	Element	Weight, %
Al	1,17	Cr	0,09
Si	16,26	Mn	0,11
Ca	0,20	Fe	81,68
Ti	0,26	Cu	0,21

I - ferroalloy from the charge of the first composition, II - ferroalloy from the charge of the second composition
Figure 8 Electron microscopic analysis of the surface of ferroalloys

Conclusions

Based on the results of obtaining ferroalloy from magnetite concentrate, the following conclusions can be drawn:

- under equilibrium conditions, the interaction of a magnetite concentrate with silicon oxide (IV) and carbon is accompanied by the formation of FeSi (> 1200 °C), Fe₃Si (> 1100 °C), FeSi₂ (>500 °C), Zn_g (>800 °C), Pb_g (>1200 °C); the degree of extraction of silicon in the ferroalloy depends on the ratio in the mixture SiO₂/Fe₃O₄ decreasing from 85.6 to 66.1 at 1700 °C with increasing ratio SiO₂/Fe₃O₄ from 0,42 to 1,25;

- formation 2FeO·SiO₂ from Fe₃O₄ occurs in the temperature range 500 – 900 °C, that is, to the melting point of fayalite (1178 °C), therefore, the formation of ferrosilicon comes from the system SiO₂ – Fe – C

- during electrosmelting of a mixture consisting of 37.5% concentrate, 37.5% quartzite, 25% coke, a ferroalloy containing 29-41% silicon is formed, and when melting a mixture containing 70% concentrate, 11% quartzite, 19% coke, a ferroalloy containing 15- 18% Si; the resulting ferroalloys have a brands from FeSi15 до FeSi45.

Acknowledgements

The article is published within the framework of project. AP05130683 " Combined technology for production of ferroalloys and calcium carbide from unconventional natural raw material and technogenic formations containing high-clark elements " of grant funding for scientific research of the Ministry of Education and Science of the Republic of Kazakhstan.

Cite this article as: Shevko V. M., Kaskin P. V., Badikova A. D., Amanov D. D. Obtaining of ferrosilicon from technogenic magnetite concentrate // *Kompleksnoe Ispol'zovanie Mineral'nogo Syr'a. / Complex Use of Mineral Resources / Mineraldik Shikisattardy Keshendi Paidalanu.* - 2020. – №2 (313). -p.71-78. <https://doi.org/10.31643/2020/6445.20>

Техногенді магнетитті концентраттан ферросилиций алу

Шевко В.М., Каскин П.В., Бадикова А.Д., Аманов Д.Д

Түйіндемe. Мақалада теміркенді (магнетитті) концентраттан және кварциттен ферросилиций алу бойынша зерттеу нәтижелері келтірілген. Зерттеу Гибсттің минимизация энергиясының принципіне негізделген, HSC-5.1 кешенді бағдарламасын қолданумен термодинамикалық модельдеу әдісін және доғалы бір электродты пеште кокс, кварцит, концентратты бірге электрлі балқытумен жүргізілді. Жүргізілген зерттеу нәтижелері бойынша: магнетитті концентрат, кремний оксиді (IV) және көміртегімен біркелкі жағдайда әрекеттесіп FeSi (> 1200 °C), Fe₃Si (> 1100 °C), FeSi₂ (>500 °C), Zn_г (>800 °C), Pb_г (>1200 °C) түзіледі; кремнийдің ферроқорытпаға өту дәрежесі қоспадағы SiO₂/Fe₃O₄ қатынасына тәуелді 85,6-дан 66,1 –ге дейін (мысалы 1700 °C) төмендейді,

$\text{SiO}_2/\text{Fe}_3\text{O}_4$ қатынасы 0,42-ден 1,25-дейін болғанда көтеріледі. 37,5% концентраттан, 37,55% кварциттен, 25 % кокстан тұратын шихтаны электрлі балқытуда 29-41% кремний3 бар феррокорытпа, ал 70% концентраттан, 11% кварциттен, 19% кокстан құралған шихтаны электрлі балқытуда 15-18% Si бар феррокорытпа түзіледі. нәтижесінде FeSi15 тен FeSi45 дейінгі маркалы феррокорытпа алынады.

Түйін сөздер: магнетитті концентрат, кварцит, кокс, термодинамикалық модельдеу, электрлі балқыту, ферросилиций.

Получение ферросилиция из техногенного магнетитового концентрата

Шевко В.М., Каскин П. В., Бадикова А.Д., Аманов Д.Д.

Аннотация. В статье приводятся результаты исследований по получению ферросилиция из железорудного (магнетитового) концентрата и кварцита. Исследования проводили методом термодинамического моделирования с использованием программного комплекса HSC-5.1, основанного на принципе минимума энергии Гиббса и электроплавкой концентрата совместно с коксом и кварцитом в дуговой одноэлектродной печи. На основании проведенных исследований установлено что, в равновесных условиях взаимодействие магнетитового концентрата с оксидом кремния (IV) и углеродом сопровождается образованием FeSi (> 1200 °C), Fe₃Si (> 1100 °C), FeSi₂ (>500 °C), Zn_r (>800 °C), Pb_r (>1200 °C); степень извлечения кремния в ферросплав зависит от отношения в смеси $\text{SiO}_2/\text{Fe}_3\text{O}_4$ уменьшаясь от 85,6 до 66,1 (например при 1700°C) при увеличении отношения $\text{SiO}_2/\text{Fe}_3\text{O}_4$ от 0,42 до 1,25. При электроплавке шихты, состоящей из 37,5% концентрата, 37,5% кварцита, 25% кокса образуется ферросплав содержащий 29-41% кремния, а при плавке шихты содержащей 70% концентрата, 11% кварцита, 19% кокса – ферросплав с содержанием 15-18% Si. Полученные ферросплавы обладают марочностью от FeSi15 до FeSi45.

Ключевые слова: магнетитовый концентрат, кварцит, кокс, термодинамическое моделирование, электроплавка, ферросилиций.

Литература

- [1] Гасик М.И., Лякишев М.П., Емлин Б.И. Теория и технология производства ферросплавов. -М.: Металлургия, 1988. - 784 с.
- [2] Стальная стружка цена. Информационное агентство MetalTorg.Ru. Новости, аналитика, цены, статистика рынка черных, цветных и драгоценных металлов. [Электронный ресурс] URL: <https://www.metaltorg.ru/stalnaya-struzhka-tsena.htm> (дата обращения: 15.03.2020).
- [3] Теслев С. А., Теслева Е. П. Использование железорудных неофлюсованных окатышей при производстве ферросилиция // Инновационные технологии и экономика в машиностроении: сб. трудов VI Международной научно-практической конференции, Юрга, 21-23 Мая 2015. - Томск: ТПУ, 2015 - С. 155-158
- [4] Патент РФ № 2 704 872. Шихта для изготовления ферросилиция / Лоханкин А.П. , Либенсон Б. , Касаткин Д.А. Оpubл. 31.10.2019. Бюл.№31
- [5] Соловян А. В. Способ замены стружки при выплавке ферросилиция // Неразрушающий контроль: электронное приборостроение, технологии, безопасность: сборник трудов V Всероссийской научно-практической конференции студентов, аспирантов и молодых учёных, Томск, 25-29 мая 2015 г. : в 2 т. - Томск : ТПУ, 2015. - Т. 2. - С. 141-144.
- [6] Патент РФ № 2109836 Шихта для получения ферросилиция / Зайко В.П., Садитдинов В.А., Петров А.А., Карнаухов В.Н., Воронов Ю.И., Лапченков В.И., Исхаков Ф.М. Оpubл. 27.04.1998.
- [7] Леонтьев Л. И., Шешуков О. Ю., Некрасов И. В. Анализ, переработка и использование техногенных отходов металлургического производства// Комплексное использование минерального сырья. № 4. 2014. с.8-25.
- [8] Шевко В.М., Айткулов Д.К., Сержанов Г.М., Каратаева Г.Е., Бадикова А.Д. Комплексная переработка хвостов обогащения медьсодержащих руд // Шымкент: ЮКГУ. – 2019. – 203с.
- [9] Продукция Iron Concentrate Company. Iron Concentrate Company [Электронный ресурс]. URL: <http://icckaz.com/ru/node/39> (дата обращения: 15.03.2020).
- [10] Шевко В.М., Бадикова А.Д., Тулеев М.А., Аманов Д.Д., Капсалямов С.А. Термодинамическое обоснование и технология получения ферросплава, карбида кальция из доменного шлака с заменой стальной стружки на магнетитовый концентрат // Международный журнал прикладных и фундаментальных исследований. – 2020. – № 4. – С. 83-90
- [11] Antti Roine, Jarkko-Mansikka-aho, Tuukka Kotiranta, Peter Bjorklund, Pertti Lamberg. HSC Chemistry 6.0 User's Guide. Outotec Research Oy. August 14, 2006
- [12] Свидетельство на объект, охраняемый авторским правом РК №1501 от 29 января 2019г. Расчет равновесного распределения элементов применительно к программному комплексу HSC-5.1. Программа для ЭВМ./ Шевко В.М., Сержанов Г.М., Каратаева Г.Е., Аманов Д.Д.

[13] Шевко В.М., Аманов Д.Д., Каратаева Г.Е., Айткулов Д.К. Кинетика получения комплексного ферросплава из кремний-алюминийсодержащей опоки // Международный журнал прикладных и фундаментальных исследований. - 2016. - № 10-2. - С. 194-196

[14] ГОСТ 1415-93. Ферросилиций. Межгосударственный стандарт. -Минск: ИПК. Издательство стандартов, 1997. – 14с.

[15] Shevko V.M., Badikova A.D., Tuleev M.A., Karataeva G.E. Kinetics of extraction of the silicon, aluminum and calcium of the basalt from the daubaba deposit // *Kompleksnoe Ispol'zovanie Mineral'nogo Syr'a. / Complex Use of Mineral Resources / Mineraldik Shikisattardy Keshendi Paidalanu.* 2019. 2. 83–89. <https://doi.org/10.31643/2019/6445.20>

References

[1] Gasik M.I., Lyakishev M.P., Emlin B.I. *Teoriya i tekhnologiya proizvodstva ferrosplavov* (Theory and technology for the production of ferroalloys). Moscow: Metallurgy. 1988, 784 (in Russ.)

[2] Steel shavings price. News Agency MetalTorg.Ru. News, analytics, prices, market statistics for ferrous, non-ferrous and precious metals. [Electronic resource] URL: <https://www.metaltorg.ru/stalnaya-struzhka-tsena.htm> (15.03.2020)

[3] Teslev S. A., Tesleva E. P. *Ispolzovaniye zhelezorudnykh neoflyusovannykh okatyshey pri proizvodstve ferrosilitsiya* (The use of non-fluxed iron ore pellets in the production of ferrosilicon) *VI Mezhdunarodnaya nauchno-prakticheskaya konferentsiya. Innovatsionnyye tekhnologii i ekonomika v mashinostroyenii.* (VI International Scientific and Practical Conference. Innovative technologies and economics in mechanical engineering). Tomsk, Russia, 2015. 155-158 (in Russ.).

[4] Pat. 2 704 872 RU. *Shikhta dlya izgotovleniya ferrosilitsiya* (The mixture for the manufacture of ferrosilicon)/ Lokhankin A.P., Libenson B., Kasatkin D.A. Opubl. 31.10.2019, 31 (in Russ.).

[5] Solovjan A. V. *Sposob zameny struzhki pri vyplavke ferrosilitsiya* (A method for replacing chips in the smelting of ferrosilicon) *Nerazrushajushhij kontrol': jelektronnoe priborostroenie, tekhnologii, bezopasnost': sbornik trudov V Sserossijskoj nauchno-prakticheskoy konferentsii studentov, aspirantov i molodyh uchjonyh* (Non-destructive testing: electronic instrumentation, technology, safety: a collection of labor resources of the All-Russian Scientific and Practical Conference of students, graduate students and young scientists) Tomsk, May 25-29, 2015: in 2 volumes - Tomsk: TPU Publishing House, 2015. - V. 2. - P. 141-144. (In Russ)

[6] Pat 2 109 836 RU. *Shikhta dlja poluchenija ferrosilitsiya* (A charge for producing ferrosilicon)/ Zajko V.P., Saditdinov V.A., Petrov A.A., Karnauhov V.N., Voronov Ju.I., Lapchenkov V.I., Ishakov F.M. – opubl. 27.04.1998. (In Russ)

[7] Leont'ev L. I., Sheshukov O. Ju., Nekrasov I. V. *Analiz, pererabotka i ispol'zovanie tehnogennyh othodov metallurgicheskogo proizvodstva* (Analysis, processing and use of technogenic wastes of metallurgical production) *Kompleksnoe ispol'zovanie mineral'nogo syr'ja* (Complex use of mineral raw materials) -№ 4. -2014. -P.8-25.

[8] Shevko V.M., Ajtkulov D.K., Serzhanov G.M., Karataeva G.E., Badikova A.D. *Kompleksnaja pererabotka hvostov obogashhenija med'soderzhashhih rud = Complex processing of copper ore dressing tailings.* Shymkent: SKSU. - 2019.- 203 p. (In Russ)

[9] Products of Iron Concentrate Company // Iron Concentrate Company [Electronic resource]. URL: <http://icckaz.com/ru/node/39> (accessed: 03.15.2020).

[10] Shevko V.M., Badikova A.D., Tuleev M.A., Amanov D.D., Kapsaljamov S.A. *Termodinamicheskoe obosnovanie i tekhnologiya poluchenija ferrosplava, karbida kal'cija iz domennogo shlaka s zamenoj stal'noj struzhki na magnetitovyj koncentrat* (Thermodynamic rationale and technology for producing ferroalloy, calcium carbide from blast furnace slag with the replacement of steel chips with magnetite concentrate) *Mezhdunarodnyj zhurnal prikladnyh i fundamental'nyh issledovanij.=International Journal of Applied and Basic Research.* 2020. – № 4. – P. 83-90 (In Russ)

[11] Antti Roine, Jarkko-Mansikka-aho, Tuukka Kotiranta, Peter Bjorklund, Pertti Lamberg. HSC Chemistry 6.0 User's Guide. Outotec Research Oy. August 14, 2006

[12] Copyright Certificate 1501 *Raschet ravnovesnogo raspredelenija jelementov primenitel'no k programnomu kompleksu HSC-5.1. Programma dlja JeVM.* (Calculation of the equilibrium distribution of elements as applied to the HSC-5.1 software package. The program for the computer.) / Shevko V.M., Serzhanov G.M., Karataeva G.E., Amanov D.D. 29.01.2019

[13] Shevko V.M., Amanov D.D., Karataeva G.E., Ajtkulov D.K. *Kinetika poluchenija kompleksnogo ferrosplava iz kremnij-aljuminijisoderzhashhej opoki* (Kinetics of obtaining a complex ferroalloy from a silicon-aluminum-containing silica clay) *Mezhdunarodnyj zhurnal prikladnyh i fundamental'nyh issledovanij = International Journal of Applied and Basic Research.* 2016. - № 10-2. - P. 194-196.

[14] State standard 1415-93 *Ferrosilicij. Mezghosudarstvennyj standart.* (Ferrosilicon. Interstate Standard) Minsk: ИПК. Publishing house of standards. 1997. -14p.

[15] Shevko V.M., Badikova A.D., Tuleev M.A., Karataeva G.E. Kinetics of extraction of the silicon, aluminum and calcium of the basalt from the daubaba deposit // *Kompleksnoe Ispol'zovanie Mineral'nogo Syr'a. / Complex Use of Mineral Resources / Mineraldik Shikisattardy Keshendi Paidalanu.* 2019. 2. 83–89. <https://doi.org/10.31643/2019/6445.20>